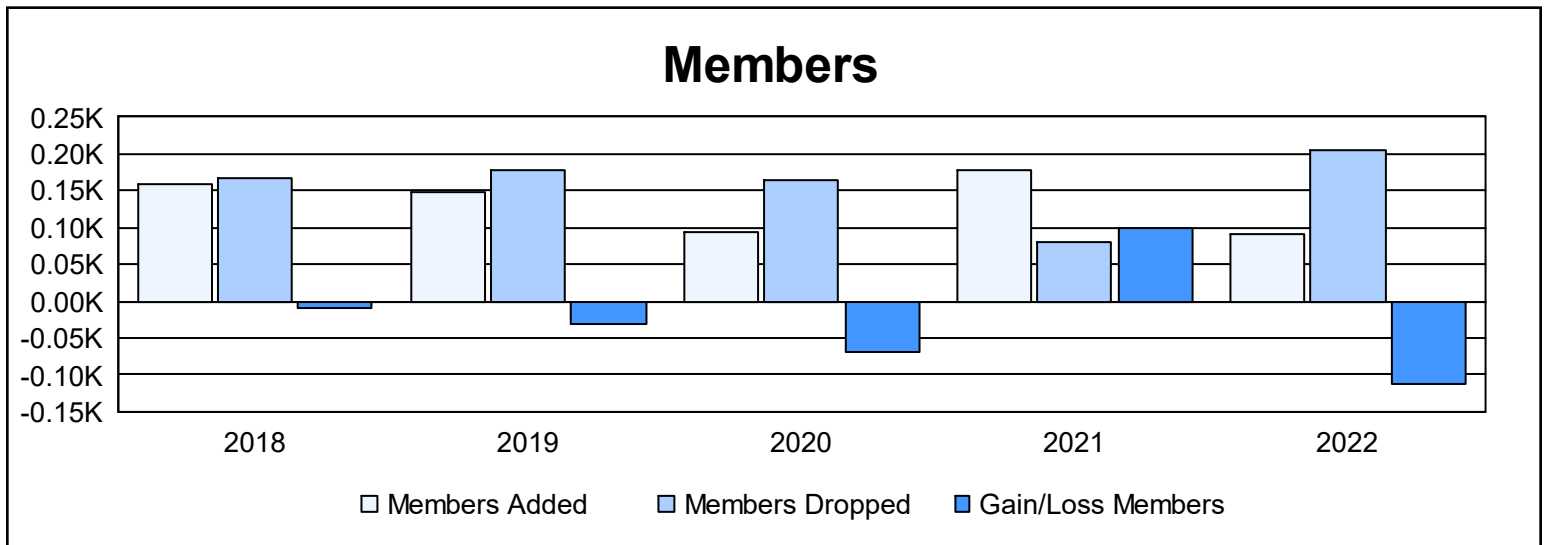
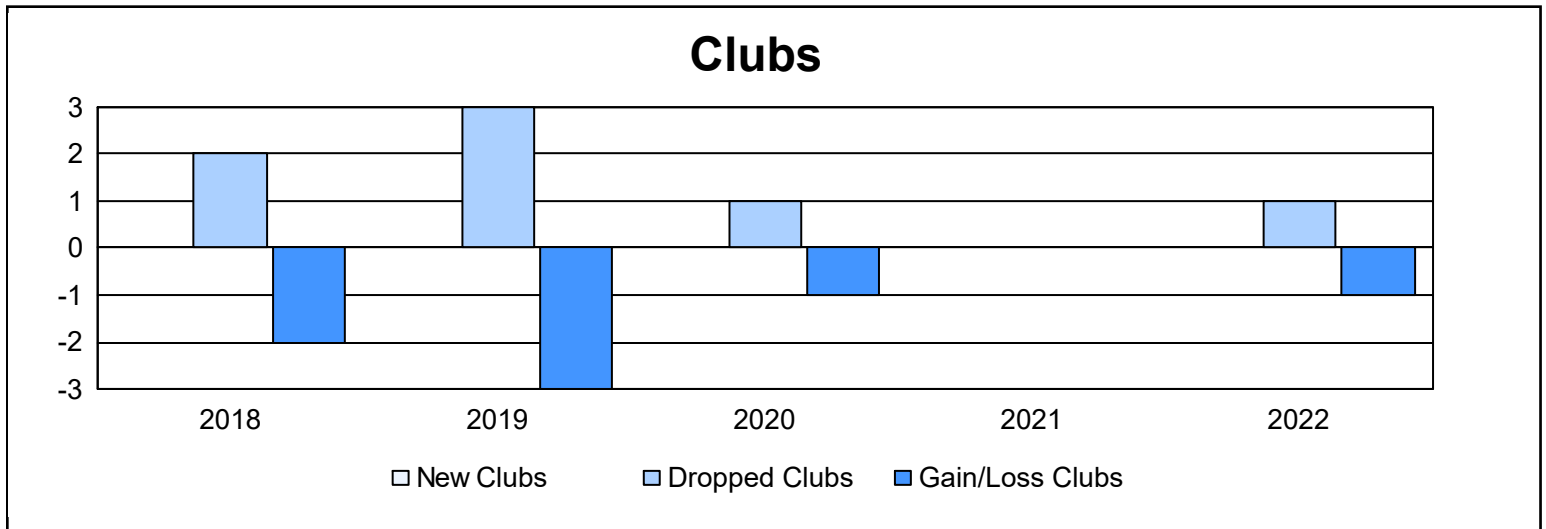
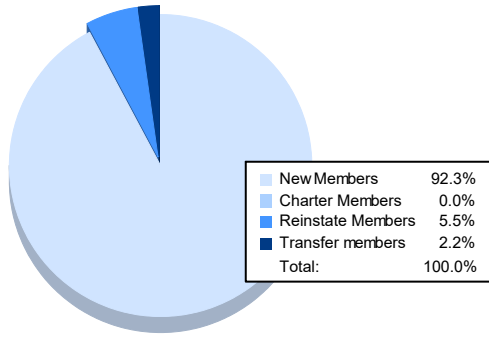


| Year | New Clubs | Dropped Clubs | Gain/ Loss Clubs | New Members | Charter Members | Reinstate Members | Transfer Members | Total Member Added | Total Members Dropped | Gain/ Loss Members |
|----------------|-----------|---------------|------------------|-------------|-----------------|-------------------|------------------|--------------------|-----------------------|--------------------|
| 2017-2018 | 0 | 2 | -2 | 144 | 2 | 10 | 2 | 158 | 166 | -8 |
| 2018-2019 | 0 | 3 | -3 | 124 | 12 | 7 | 4 | 147 | 177 | -30 |
| 2019-2020 | 0 | 1 | -1 | 87 | 2 | 4 | 2 | 95 | 164 | -69 |
| 2020-2021 | 0 | 0 | 0 | 175 | 0 | 2 | 1 | 178 | 79 | 99 |
| 2021-2022 | 0 | 1 | -1 | 84 | 0 | 5 | 2 | 91 | 204 | -113 |
| Average | 0 | 1 | -1 | 123 | 3 | 6 | 2 | 134 | 158 | -24 |



Membership Composition June 2022 Cumulative



Gender Composition June 2022 Cumulative

